

## PC 6/ 5-ST-10,16

Order No.: 1913536

The figure shows a 5-pos. version of the product

<http://eshop.phoenixcontact.de/phoenix/treeViewClick.do?UID=1913536>POWER COMBICON plug components, 10.16 mm pitch, color: green,  
no. of positions 5, dimension a 40.64 mm

### Commercial data

EAN	4017918179014
Pack	50 Pcs.
Customs tariff	85366990
Weight/Piece	0.04296 KG
Catalog page information	Page 358 (CC-2007)

### Product notes

WEEE/RoHS-compliant since:  
01/01/2003

<http://www.download.phoenixcontact.com>  
Please note that the data given here has been taken from the online catalog. For comprehensive information and data, please refer to the user documentation. The General Terms and Conditions of Use apply to Internet downloads.

### Technical data

#### Dimensions / positions

Pitch	10.16 mm
Dimension a	40.64 mm
Number of positions	5
Screw thread	M 4
Tightening torque, min	1.2 Nm

**Technical data**

Insulating material group	I
Rated surge voltage (III/3)	8 kV
Rated surge voltage (III/2)	8 kV
Rated surge voltage (II/2)	6 kV
Rated voltage (III/2)	1000 V
Rated voltage (II/2)	1000 V
Connection in acc. with standard	EN-VDE
Nominal current $I_N$	41 A
Nominal voltage $U_N$	1000 V
Nominal cross section	6 mm <sup>2</sup>
Maximum load current	41 A
Insulating material	PA
Inflammability class acc. to UL 94	V0
Internal cylindrical gage	A5
Stripping length	12 mm

**Connection data**

Conductor cross section solid min.	0.75 mm <sup>2</sup>
Conductor cross section solid max.	10 mm <sup>2</sup>
Conductor cross section stranded min.	0.75 mm <sup>2</sup>
Conductor cross section stranded max.	6 mm <sup>2</sup>
Conductor cross section stranded, with ferrule without plastic sleeve min.	0.5 mm <sup>2</sup>
Conductor cross section stranded, with ferrule without plastic sleeve max.	6 mm <sup>2</sup>
Conductor cross section stranded, with ferrule with plastic sleeve min.	0.5 mm <sup>2</sup>
Conductor cross section stranded, with ferrule with plastic sleeve max.	6 mm <sup>2</sup>
Conductor cross section AWG/kcmil min.	18
Conductor cross section AWG/kcmil max	8
2 conductors with same cross section, solid min.	0.75 mm <sup>2</sup>
2 conductors with same cross section, solid max.	4 mm <sup>2</sup>
2 conductors with same cross section, stranded min.	0.75 mm <sup>2</sup>

2 conductors with same cross section, stranded max.	6 mm <sup>2</sup>
2 conductors with same cross section, stranded, ferrules without plastic sleeve, min.	0.5 mm <sup>2</sup>
2 conductors with same cross section, stranded, ferrules without plastic sleeve, max.	2.5 mm <sup>2</sup>
2 conductors with same cross section, stranded, TWIN ferrules with plastic sleeve, min.	0.5 mm <sup>2</sup>
2 conductors with same cross section, stranded, TWIN ferrules with plastic sleeve, max.	4 mm <sup>2</sup>

### Certificates / Approvals



#### CUL

Nominal voltage U <sub>N</sub>	600 V
Nominal current I <sub>N</sub>	50 A
AWG/kcmil	20-8

#### UL

Nominal voltage U <sub>N</sub>	600 V
Nominal current I <sub>N</sub>	50 A
AWG/kcmil	20-8
Certification	CUL, GOST, UL

### Accessories

Item	Designation	Description
1600027	CP-HCC 4	Coding profile, is inserted into the slot on the plug and header, red insulating material

#### Tools

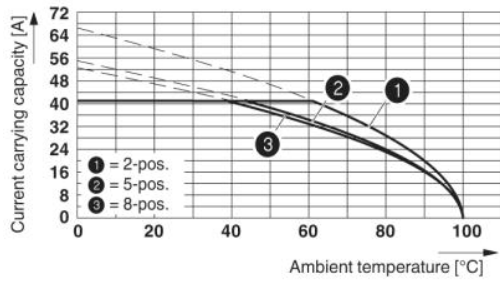
1205066	SZS 1,0X4,0	Screwdriver, bladed, matches all screw terminal blocks with 10 mm <sup>2</sup> and 16 mm <sup>2</sup> connection cross section, blade: 1.0 x 4.0 mm
---------	-------------	---

**Additional products**

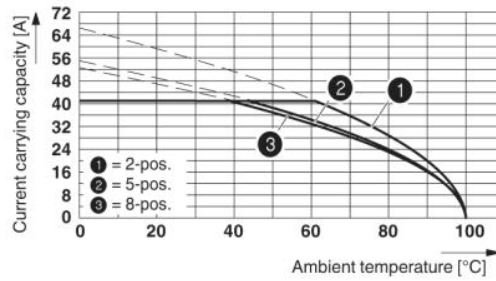
Item	Designation	Description
<b>General</b>		
1913675	PC 6-16/ 5-G-10,16	POWER COMBICON headers, 10.16 mm pitch, color: green, no. of positions 5, dimension a 40.64 mm
1922514	PCV 6-16/ 5-G-10,16	POWER COMBICON headers, 10.16 mm pitch, color: green, no. of positions 5, dimension a 40.64 mm

**Drawings**

Diagram

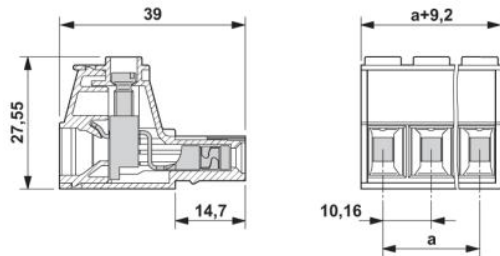


Derating curve for: PC 6/...-ST-10,16 with PC 6-16/...-G1-10,16



Derating curve for: PC 6/...-ST-10,16 with PCV 6-16/...-G1-10,16

Dimensioned drawing



**Address**

PHOENIX CONTACT Inc., USA  
586 Fulling Mill Road  
Middletown, PA 17057, USA  
Phone (800) 888-7388  
Fax (717) 944-1625  
<http://www.phoenixcon.com>



© 2008 Phoenix Contact  
Technical modifications reserved;